

ORBIS SICAV JAPAN EQUITY FUND YEN & EURO CLASSES FACT SHEET AT 28 FEBRUARY 2013



The Fund is designed to remain fully invested in Japanese equities. It aims to earn higher returns than the Japanese stockmarket, without greater risk of loss, and has a benchmark of the TOPIX Index, including income measured in Japanese yen or hedged into euro. Orbis manages the following classes in this Fund:

Orbis SICAV Japan Equity (Yen)* is fully exposed to the Japanese yen.

Orbis SICAV Japan Equity (Euro) hedges its currency exposure into euro.

	Yen Class	Euro Class
Price	¥2,773	€18.63
Size	¥196 billion	€107 million
FX Rate	¥/\$ 92.63	\$/€ 1.3068
Minimum	See notes below	
Load	None	
Dealing	Weekly (Thursday)	
Fee	1.5% p.a. ± up to 1.0%, based on 3 year rolling performance vs. benchmark	

Independent Ratings

S&P Capital IQ Gold[†]

Morningstar OBSR Analyst RatingTM Silver[‡]

PORTFOLIO

Commentary

Last month, we noted that the stimulus currently underway in Japan will likely help exporters more than domestically-oriented companies. It is important to remember, however, that your Fund is still more exposed to the latter. We remain excited about the Fund's domestic-focused holdings, primarily because these offer above-average growth prospects that do not depend on an economic recovery. Rakuten and Start Today are two good examples. Rakuten, as longstanding Members will recall, is Japan's largest online shopping mall. Start Today operates a similar service for fashion brands. Both offer exposure to Japan's still-nascent e-commerce market, where penetration remains low relative to other developed economies. In the same way that Rakuten has developed a competitive advantage through its merchant relationships, Start Today has cultivated relationships with prestigious brands that would otherwise avoid online platforms. These companies combine advantages of scale with customers and merchants to create powerful network effects, and shares of both companies trade at valuations that look attractive relative to their long-term growth potential.

Fund Information

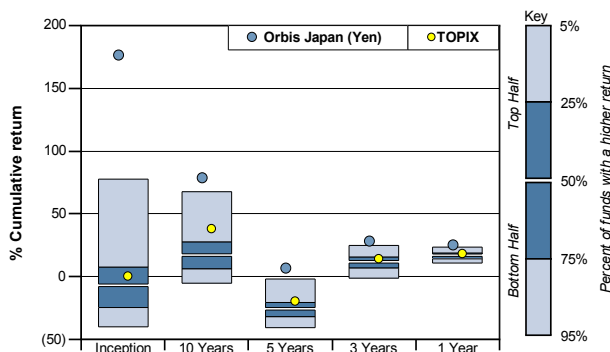
Sector Allocation

	% of Fund	% of TOPIX
Cyclicals	34	43
Consumer Non-Durables	29	20
Financials	19	16
Information and Communications	16	6
Technology	2	13
Utilities	0	2
Total	100	100

Top 10 Holdings

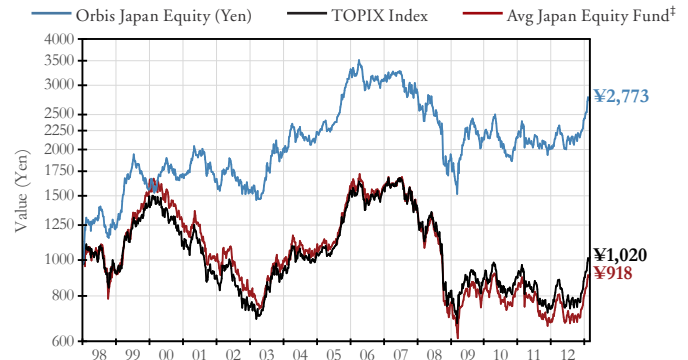
	%		%
INPEX	10.0	Nissan Motor	4.7
NKSJ Holdings	8.7	Rakuten	4.6
Toyota Industries	5.4	OBIC	4.5
Sundrug	5.2	Nippon Telegraph and Telephone	4.3
Nippon Television Holdings	4.7	SBI Holdings	4.3
		Total	56.4

Ranking within Japan equity fund peer group[‡]

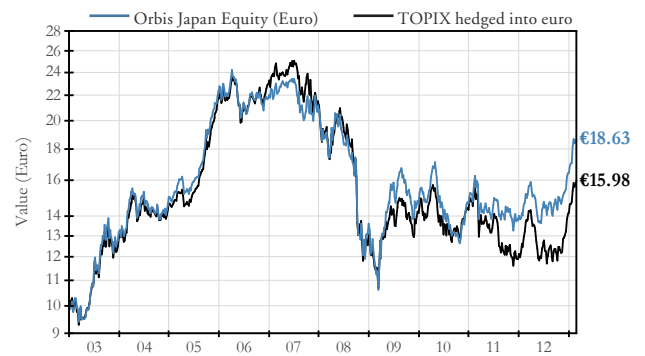


TRACK RECORD

Value of ¥1,000 invested at inception on 1 January 1998 (dividends reinvested)



Value of €10 invested at inception on 1 January 2003 (dividends reinvested)



Performance in class currency (net of fees)

% Returns Annualised	Orbis Japan (Yen)	TOPIX Index	Avg Japan Equity Fund [‡]	Quantile Ranking	Orbis Japan (Euro)	TOPIX hedged into euro
Since Inception (1 Jan 1998)	7.0	0.1	(0.6)	1		
Since Inception (1 Jan 2003)					6.3	4.7
Latest 10 years	6.0	3.4	1.5	1	6.5	5.0
Latest 5 years	1.4	(3.9)	(5.5)	1	(0.2)	(3.5)
Latest 3 years	8.8	5.3	4.0	1	8.1	4.6
Latest year	25.8	19.5	17.5	1	23.7	15.8
<i>Not annualised</i>						
Calendar year to date	13.8	13.5	13.3		13.2	12.9
Latest month	2.5	3.8			2.4	3.9
<i>Risk Measures (Since inception, month end prices)</i>						
Maximum drawdown	52%	56%	65%			
Annualised monthly volatility	18.9%	18.3%	20.5%			
Beta vs TOPIX	0.9	1.0	1.0			
Tracking error	10.5%	0.0%	7.2%			

This is a fund of Orbis SICAV, a UCITS IV compliant Luxembourg fund, which is the only Orbis Investment company admitted for public marketing in Luxembourg. Collective Investment Schemes (CIS) are generally medium to long-term investments. The value of participatory interests may go down as well as up and past performance is not a reliable indicator of future results. Fluctuations or movements in exchange rates may cause the value of underlying international investments to go up or down. CIS are traded at ruling prices and can engage in borrowing and scrip lending. A schedule of fees and charges and maximum commissions is available on request from Allan Gray Unit Trust Management Limited, a member of the Association for Savings & Investments SA. Commission and incentives may be paid by investors to third parties and if so, would be included in the overall costs. The Fund is priced weekly. Figures quoted are for the periods indicated for a ¥1,000 and €10 investment, using NAV-NAV prices, with income distributions reinvested. Performance is quoted in yen and euro currency terms. A prospectus is available on request from Allan Gray Unit Trust Management Limited. Certain capitalised terms are defined in the Prospectus. Returns are net of fees, include income and assume reinvestment of dividends. While we have endeavoured to ensure the accuracy of the information herein, such information is not guaranteed as to accuracy or completeness. *Prior to 29 November 2002 this Fund was a British Virgin Islands investment company, Orbis Japan Equity (Yen) Fund Limited. [†]An S&P Capital IQ fund grading represents an opinion only and should not be relied on when making an investment decision. Copyright © 2012 by McGraw-Hill International (UK) Limited (S&P), a subsidiary of The McGraw-Hill Companies, Inc. All rights reserved. © 2013 Morningstar. All Rights Reserved. Such information (1) is proprietary to Morningstar and/or its content providers; (2) may not be copied or distributed; and (3) is not warranted to be accurate, complete or timely. Neither Morningstar nor its content providers are responsible for any damages or losses arising from any use of this information. The latest Morningstar data for 21 February 2013 has been extended to reflect the move in the TOPIX through 28 February 2013 for periods greater than one month. Returns for shorter periods are not shown as high price volatility and late fund reporting may cause them to be significantly restated. TOPIX Total Return Index data source is Tokyo Stock Exchange. TOPIX hedged into euro is calculated by Orbis using an industry-standard methodology using the TOPIX Total Return Index which is in yen. **Minimum:** The Orbis Japan Strategy is currently accepting subscriptions of at least US\$50,000 from qualified new investors or existing investors in other Orbis Funds. Please visit our website for more details on the availability of the Orbis Funds.

The value of the shares in the Fund may fluctuate and is not guaranteed. When making an investment in the Funds, an investor's capital is at risk. This Report does not constitute a financial promotion, a recommendation, an offer to sell or a solicitation to buy shares or units of the Orbis Funds.

Orbis Investment Management (B.V.I.) Limited
(Licensed to conduct investment business by the Bermuda Monetary Authority)

Contact: clientservice@orbisfunds.com

Telephone: +1 (441) 296 3000

www.allangray.co.za