



The Fund remains fully invested in Japanese equities. It aims to earn higher returns than the Japanese stockmarket and has a benchmark of the TOPIX Index, including income measured in Japanese yen or hedged into euro. This Fund offers an investment in Japanese equities through the following classes:
Orbis SICAV Japan Equity (Yen)* is fully exposed to the Japanese yen.
Orbis SICAV Japan Equity (Euro) hedges its currency exposure into euro.

	Yen Class	Euro Class
Price	¥2.072	€14.18
Size	¥167 billion	€83 million
FX Rate	¥/\$ 76.61	\$/€ 1.4373
Minimum Load	\$50,000	
Dealing	None	
Fee	Weekly (Thursday)	
	0.5%-2.5% performance based	

Independent Ratings

Standard & Poor's AAA

OBRS AA

PORTFOLIO

Commentary

With Japan's record of persistent deflation, weak political leadership and a declining population, clients often ask why we seem so optimistic about the country. Taken together, our clients have over US\$5 billion invested in Japan, and our flagship Global Equity Fund has been overweight the country since early 2001. Quite simply, we believe there are plenty of attractively valued companies in Japan despite its gloomy economic prospects. In other words, we are big in Japan, not big on Japan. Although there are about 1,700 shares in the TOPIX, your Fund holds just 37 stocks. We confess that we have no conviction in our ability to forecast Japan's economic prospects, but we do have conviction in each of your Fund's holdings.

Fund Information

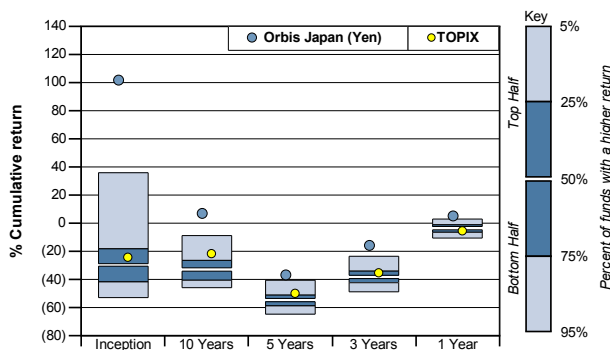
Sector Allocation

	% of Fund	% of TOPIX
Consumer Non-Durables	36	20
Information and Communications	23	6
Technology	2	16
Cyclicals	21	41
Financials	18	14
Utilities	0	3
Total	100	100

Top 10 Holdings

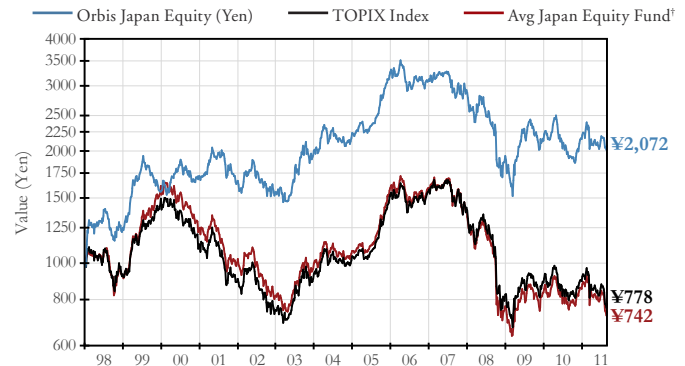
	%		%
Rakuten	8.6	Sumitomo Mitsui Fin.	4.9
INPEX	7.5	SBI Holdings	4.5
Nippon Television Network	6.2	PARK24	4.3
Sundrug	5.8	H.I.S.	4.0
Yahoo Japan	5.0	OBIC	3.8
Total		Total	54.6

Ranking within Japan equity fund peer group**

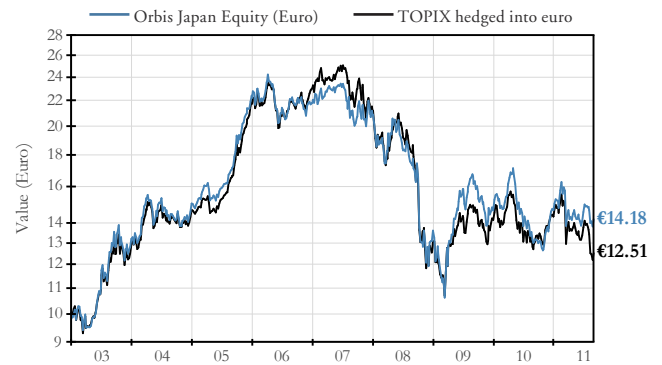


TRACK RECORD

Value of ¥1,000 invested at inception on 1 January 1998 (dividends reinvested)



Value of €10 invested at inception on 1 January 2003 (dividends reinvested)



Performance in class currency (net of fees)

% Returns	Orbis Japan (Yen)	TOPIX Index	Avg Japan Equity Fund ¹	Quantile Ranking	Orbis Japan (Euro)	TOPIX hedged into euro
Annualised						
Since Inception (1 Jan 1998)	5.5	(1.8)	(2.2)	1		
Since Inception (1 Jan 2003)					4.1	2.6
Latest 10 years	1.0	(2.2)	(3.5)	1		
Latest 5 years	(8.2)	(12.4)	(13.7)	1	(8.6)	(10.7)
Latest 3 years	(4.7)	(13.3)	(13.1)	1	(7.2)	(12.5)
Latest year	8.1	(2.1)	(1.2)	1	9.1	(1.4)
Calendar year 2010	1.2	1.0	2.2		0.2	1.3
Not annualised						
Year to date	(4.0)	(13.2)	(13.1)		(3.4)	(12.7)
Latest month	(4.6)	(8.4)			(4.5)	(8.3)
Risk Measures (Since inception, month end prices)						
Maximum drawdown	52%	56%	64%			
Annualised monthly volatility	19.1%	18.1%	20.4%			
Beta vs TOPIX	0.9	1.0	1.0			
Tracking error	10.8%	0.0%	7.5%			

This is a fund of Orbis SICAV, a UCITS IV compliant Luxembourg fund, which is the only Orbis Investment company admitted for public marketing in Luxembourg. Collective Investment Schemes (CIS) are generally medium to long-term investments. The value of participatory interests may go down as well as up and past performance is not a reliable indicator of future results. Fluctuations or movements in exchange rates may cause the value of underlying international investments to go up or down. CIS are traded at ruling prices and can engage in borrowing and scrip lending. A schedule of fees and charges and maximum commissions is available on request from Allan Gray Unit Trust Management Limited, a member of the Association for Savings & Investments SA. Commission and incentives may be paid by investors to third parties and if so, would be included in the overall costs. The Fund is priced weekly. Figures quoted are for the periods indicated for a ¥1,000 and €10 investment, using NAV-NAV prices, with income distributions reinvested. Performance is quoted in yen and euro currency terms. A prospectus is available on request from Allan Gray Unit Trust Management Limited. Certain capitalised terms are defined in the Prospectus. Returns are net of fees, include income and assume reinvestment of dividends. While we have endeavoured to ensure the accuracy of the information herein, such information is not guaranteed as to accuracy or completeness. *Prior to 29 November 2002 this Fund was a British Virgin Islands investment company, Orbis Japan Equity (Yen) Fund Limited. **Sector Average Fund - Data Source © 2011 Morningstar, Inc. All Rights Reserved. Such information (1) is proprietary to Morningstar and/or its content providers; (2) may not be copied or distributed; and (3) is not warranted to be accurate, complete or timely. Neither Morningstar nor its content providers are responsible for any damages or losses arising from any use of this information. ¹The latest Morningstar data for 25 August 2011 has been extended to reflect the move in the TOPIX through 31 August 2011 for periods greater than one month. Returns for shorter periods are not shown as high price volatility and late fund reporting may cause them to be significantly restated. Ratings descriptions are available from www.fundsinights.com and www.obrsglobalfundratings.com. TOPIX Total Return Index data source is Tokyo Stock Exchange.

The value of the shares in the Fund may fluctuate and is not guaranteed. When making an investment in the Funds, an investor's capital is at risk.

The Orbis Global Equity Strategy and Optimal Strategy are now accepting subscriptions of at least US\$50 million from qualified new investors. The Orbis Leveraged Funds remain closed to all new investments and the Orbis Asia ex-Japan Equity Fund is open to existing Orbis investors only. The Japan Equity Strategy remains open to existing and new investors. For more details, please visit our website.

Orbis Investment Management (B.V.I.) Limited

(Licensed to conduct investment business by the Bermuda Monetary Authority)

Contact: clientservice@orbisfunds.com

Telephone: +1 (441) 296 3000

www.allangray.co.za