

ORBIS SICAV JAPAN EQUITY FUND YEN & EURO CLASSES FACT SHEET AT 28 FEBRUARY 2010



The Fund remains fully invested in Japanese equities. It aims to earn higher returns than the Japanese stockmarket and has a benchmark of the TOPIX Index, including income measured in Japanese yen or hedged into euro. This Fund offers an investment in Japanese equities through the following classes:
Orbis Japan Equity (Yen)* is fully exposed to the Japanese yen.
Orbis Japan Equity (Euro) hedges its currency exposure into euro.

	Yen Class	Euro Class
Price	¥2,152	€14.75
Size	¥226 billion	€45 million
FX Rate /\$	¥88.83	€1.3635
Minimum	\$50,000	
Load	None	
Dealing	Weekly (Thursday)	
Fee	0.5%-2.5% performance based	

Independent Ratings

Standard & Poor's AAA

OBRS AA

PORTFOLIO

Commentary

After a significant rally last year, uncertainty seems to be creeping back into economic and market outlooks. Some countries are beginning to see a slowdown in economic activity and concerns about sovereign debt abound. While the focus is currently on Greece, it is quite conceivable that investors become increasingly concerned with Japan's alarmingly high level of government debt. Economic activity in Japan seems to be gradually recovering from very depressed levels, however, we have no conviction as to how sustainable this recovery will be, nor how Japan will fare from a macroeconomic perspective relative to other regions. From a bottom-up perspective, however, our analysts continue to find attractive companies trading well below our assessment of their intrinsic value. The Fund's portfolio is currently valued at 1.2 times book value and 13 times next year's earnings, which are valuation levels not often seen in the Japanese market.

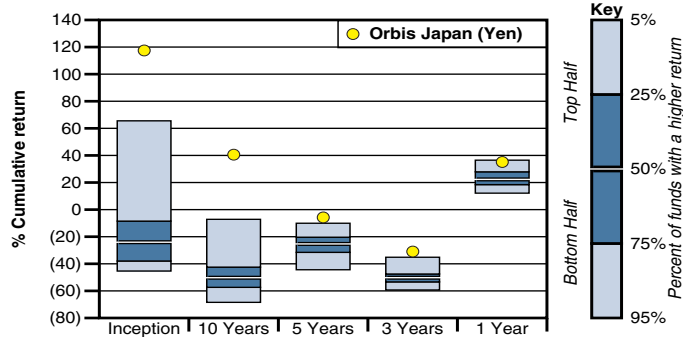
Fund Information

Sector Allocation	% of Fund	% of TOPIX
Consumer Non-Durables	30	18
Financials	29	15
Information and Communications	25	6
Technology	2	16
Cyclicals	14	40
Utilities	0	5
Total	100	100

Top 10 Holdings

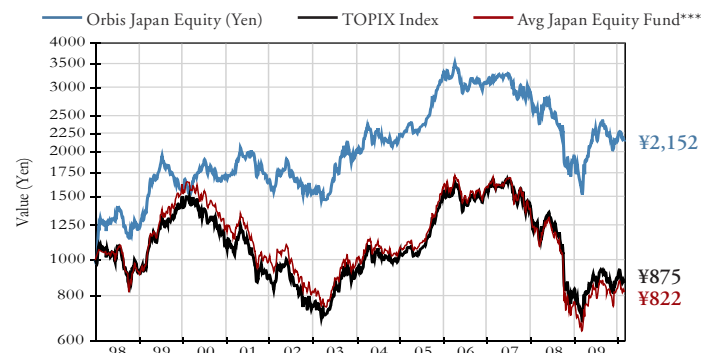
	%		%
Mitsubishi UFJ Financial	7.8	T&D Holdings	4.7
SBI Holdings	7.3	Daiwa Securities	4.4
Rakuten	6.6	Sumitomo Mitsui Financial	4.2
Nomura Research Institute	6.2	PARK24	4.0
Sundrug	5.0	Toyota Motor	3.7
Total		Total	53.9

Ranking within Japan equity fund peer group**

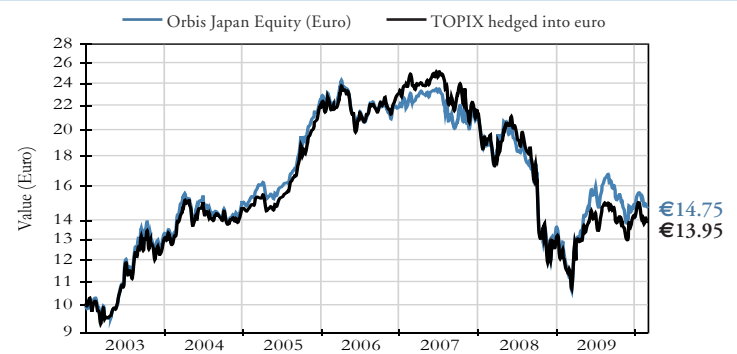


TRACK RECORD

Value of ¥1,000 invested at inception on 1 January 1998 (dividends reinvested)



Value of €10 invested at inception on 1 January 2003 (dividends reinvested)



Performance in class currency (net of fees)

% Returns	Orbis Japan (Yen)	TOPIX Index	Avg Japan Equity Fund***	Quantile Ranking	Orbis Japan (Euro)	TOPIX hedged into euro
Annualised						
Since inception (1 Jan 1998)	6.5	(1.1)	(1.6)	1		
Since inception (1 Jan 2003)					5.6	4.8
Latest 10 years	3.4	(5.2)	(6.7)	1		
Latest 5 years	(1.4)	(3.9)	(5.8)	1	(1.1)	(1.5)
Latest 3 years	(12.0)	(18.7)	(20.7)	1	(12.9)	(16.7)
Latest year	31.6	20.4	23.4	1	29.4	21.0
Calendar year 2009	9.8	7.6	8.9		7.7	8.4
Not annualised						
Year to date	0.8	(1.4)	(1.6)		0.7	(1.4)
Month to date	(2.8)	(0.7)			(2.9)	(0.7)
Risk Measures (Since inception, month end prices)						
Maximum drawdown	52%	56%	65%			
Annualised monthly volatility	18.9%	18.0%	20.7%			
Beta vs TOPIX	0.9	1.0	1.0			
Tracking error	11.1%	0.0%	8.3%			

The Orbis Japan Equity (Euro) is a fund of Orbis SICAV, a Luxembourg Part I UCITS, which is the only Orbis Investment company admitted for public marketing in Luxembourg. Collective Investment Schemes (CIS) are generally medium to long-term investments. The value of participatory interests may go down as well as up and past performance is not necessarily a guide to the future. Fluctuations or movements in exchange rates may cause the value of underlying international investments to go up or down. CIS are traded at ruling prices and can engage in borrowing and scrip lending. A schedule of fees and charges and maximum commissions is available on request from Allan Gray Unit Trust Management Limited, a member of the Association for Savings & Investments SA. Commission and incentives may be paid by investors to third parties and if so, would be included in the overall costs. The Fund is priced weekly. Figures quoted are for the periods indicated for a ¥1,000 and €10 investment, using NAV-NAV prices, with income distributions reinvested. Performance is quoted in yen and euro currency terms. A prospectus is available on request from Allan Gray Unit Trust Management Limited. Certain capitalised terms are defined in the Prospectus. Returns are net of fees, include income and assume reinvestment of dividends. While we have endeavoured to ensure the accuracy of the information herein, such information is not guaranteed as to accuracy or completeness. *Prior to 29 November 2002 this Fund was a British Virgin Islands investment company, Orbis Japan Equity (Yen) Fund Limited. **Sector Average Fund - Data Source © 2010 Morningstar, Inc. All Rights Reserved. Such information (1) is proprietary to Morningstar and/or its content providers; (2) may not be copied or distributed; and (3) is not warranted to be accurate, complete or timely. Neither Morningstar nor its content providers are responsible for any damages or losses arising from any use of this information. ***The latest Morningstar data for 18 February 2010 has been extended to reflect the move in the TOPIX through 28 February 2010 for periods greater than one month. Returns for shorter periods are not shown as high price volatility and late fund reporting may cause them to be significantly restated. Ratings descriptions are available from www.fundsinsights.com and www.obrsglobalfundratings.com. TOPIX Total Return Index data source is Tokyo Stock Exchange.

The value of shares of the Fund may go down as well as up and past performance is not necessarily a guide to the future. When making an investment in the Funds, an investor's capital is at risk.

Effective 31 March 2010, the Orbis Global Equity and Optimal Strategies will accept investments from new eligible investors.

The Japan Equity Strategy remains open to new investors, and the Leveraged Strategy remains closed. For more details, please visit our website.

Orbis Investment Management (B.V.I.) Limited

(Licensed to conduct investment business by the Bermuda Monetary Authority)

Contact: clientservice@orbisfunds.com

Telephone: +1 (441) 296 3000

www.allangray.co.za