



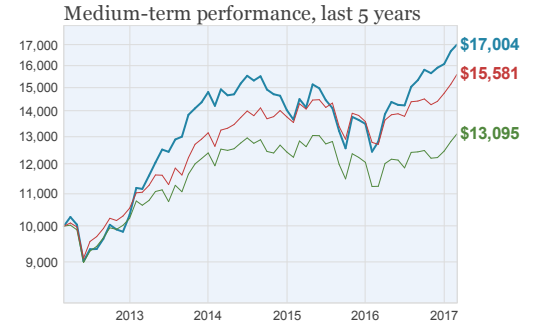
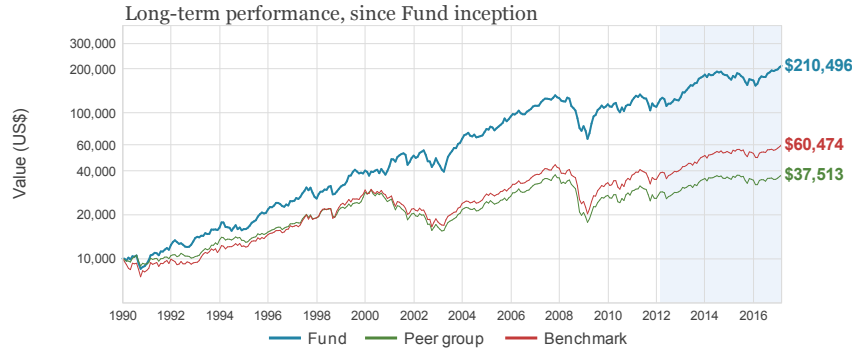
# Orbis Global Equity Fund

The Fund is designed to remain fully invested in global equities. It aims to earn higher returns than world stockmarkets, without greater risk of loss. The benchmark is the FTSE World Index, including income, gross of withholding taxes ("FTSE World Index"). The Fund's currency exposure is managed relative to that of the FTSE World Index.

<b>Price</b>	US\$210.36	<b>Benchmark</b>	FTSE World Index
<b>Pricing currency</b>	US dollars	<b>Peer group</b>	Average Global Equity Fund Index
<b>Domicile</b>	Bermuda	<b>Minimum investment</b>	US\$50,000
<b>Type</b>	Open-ended mutual fund	<b>Dealing</b>	Weekly ( <i>Thursdays</i> )
<b>Fund size</b>	US\$6.8 billion	<b>Entry/exit fees</b>	None
<b>Fund inception</b>	1 January 1990	<b>ISIN</b>	BMG6766G1087
<b>Strategy size</b>	US\$20.2 billion		
<b>Strategy inception</b>	1 January 1990		

See Notices for important information about this Fact Sheet

## Growth of US\$10,000 investment, net of fees, dividends reinvested



## Returns (%)

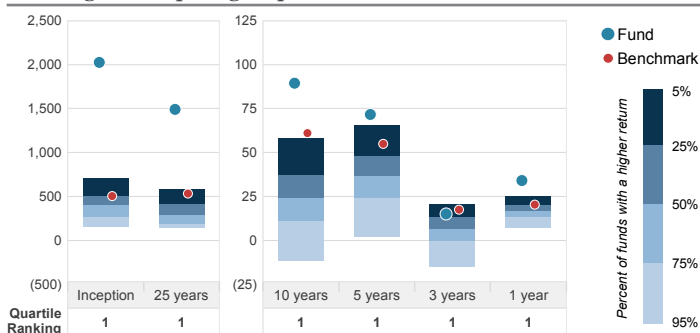
	Fund	Peer group	Benchmark
<b>Annualised</b>		<i>Net</i>	<i>Gross</i>
Since Fund inception	11.9	5.0	6.8
25 years	11.7	5.2	7.7
10 years	6.5	1.4	4.8
5 years	11.2	5.5	9.3
3 years	4.5	1.5	5.6
1 year	32.8	16.5	22.6
<b>Not annualised</b>			
3 months	7.0	7.1	8.1
Calendar year to date	5.8	5.1	5.6
1 month	1.9		2.9

	Year	%
Best performing calendar year since Fund inception	2003	45.7
Worst performing calendar year since Fund inception	2008	(35.9)

## Risk Measures, since Fund inception

	Fund	Peer group	Benchmark
Largest drawdown (%)	50	53	54
Months to recovery	42	>112 <sup>1</sup>	66
% recovered	100	99	100
Annualised monthly volatility (%)	16.3	14.0	15.2
Beta vs benchmark	0.9	0.9	1.0
Tracking error vs benchmark (%)	9.1	4.5	0.0

## Ranking within peer group, cumulative return (%)



## Geographical & Currency Allocation (%)

Region	Equity	Currency	Benchmark
North America	49	48	59
Asia ex-Japan	19	11	6
Japan	8	9	9
Continental Europe	8	18	15
United Kingdom	7	7	6
Other	8	8	5
Net Current Assets	1	0	0
<b>Total</b>	<b>100</b>	<b>100</b>	<b>100</b>

## Top 10 Holdings

	FTSE Sector	%
Charter Communications	Consumer Services	5.5
XPO Logistics	Industrials	4.3
Vale	Basic Materials	3.1
Sberbank of Russia	Financials	2.9
Apache	Oil & Gas	2.8
Berkshire Hathaway	Financials	2.5
AbbVie	Health Care	2.4
Amazon.com	Consumer Services	2.4
JD.com	Consumer Services	2.3
Anthem	Health Care	2.3
<b>Total</b>		<b>30.5</b>

## Portfolio Concentration & Characteristics

% of NAV in top 25 holdings	55
Total number of holdings	105
12 month portfolio turnover (%)	64
12 month name turnover (%)	43
Active share (%)	90

## Fees & Expenses (%), for last 12 months

Management fee <sup>2</sup>	1.66
For 3 year performance in line with benchmark	1.50
For 3 year outperformance/(underperformance) vs benchmark	0.16
Fund expenses	0.05
<b>Total Expense Ratio (TER)</b>	<b>1.71</b>

**Past performance is not a reliable indicator of future results. Orbis Fund share prices fluctuate and are not guaranteed. Returns may decrease or increase as a result of currency fluctuations. When making an investment in the Funds, an investor's capital is at risk.**

<sup>1</sup> Number of months since the start of the drawdown. This drawdown is not yet recovered.

<sup>2</sup> 1.5% per annum ± up to 1%, based on 3 year rolling outperformance/(underperformance) vs benchmark.



# Orbis Global Equity Fund

This Fact Sheet is a Minimum Disclosure Document and a monthly General Investor Report as required by the South African Financial Services Board.

Manager	Orbis Investment Management Limited
Inception date	1 January 1990
Number of shares	32,326,526
Income distributions during the last 12 months	None

## Fund Objective and Benchmark

The Fund is designed for investors who have made the “asset allocation” decision to invest a predetermined amount in global equities. It seeks higher returns than the average of the world’s equity markets, without greater risk of loss. The Fund aims for higher returns than a designated equity performance benchmark, namely the FTSE World Index, including income.

## How We Aim to Achieve the Fund’s Objective/Adherence to Objective

The Fund is actively managed and seeks to remain fully invested in and exposed to global stockmarkets. It invests in equities considered to offer superior fundamental value. These equities are selected using extensive proprietary investment research undertaken by the Manager and its investment advisors. Orbis devotes a substantial proportion of its business efforts to detailed “bottom up” investment research conducted with a long-term perspective, believing that such research makes superior long-term performance attainable. The lower the price of a share as compared to its assessed intrinsic value, the more attractive Orbis considers the equity’s fundamental value. The Manager believes that over the long term, equity investing based on this approach offers superior returns and reduces the risk of loss.

Exchange rate fluctuations significantly influence global investment returns. For this reason, part of Orbis’ research effort is devoted to forecasting currency trends. Taking into account these expected trends, the Manager actively reviews the Fund’s currency exposure. Those currencies held but considered vulnerable may be sold in favour of those considered more attractive, generally using forward contracts. The Fund’s currency deployment therefore frequently differs significantly from the geographic deployment of its selected equities.

The Fund does not seek to mirror its benchmark but may instead deviate meaningfully from it in pursuit of superior long-term returns.

Since inception and over the latest 10 and five-year periods, the Fund has outperformed its benchmark net of fees. The Fund will experience periods of underperformance in pursuit of its objective of creating long-term wealth for investors.

## Risk/Reward Profile

- The Fund is designed for investors who have made the “asset allocation” decision to invest a predetermined amount in global equities.
- Investments in the Fund may suffer capital loss.
- Investors should understand that the Manager generally assesses an equity investment’s attractiveness using a three-to-five year time horizon.

## Management Fee

As is described in more detail in the Fund’s Prospectus, the Fund pays the Manager a performance-based fee. The fee is designed to align the Manager’s interests with those of investors in the Fund.

The fee is based on the net asset value of the Fund. The fee rate is calculated weekly by comparing the Fund’s performance over three years against its benchmark. For each percentage point of three year performance above or below that benchmark’s performance, 0.04 percentage points are added to or subtracted from 1.5%, subject to the following limits:

- Maximum fee: 2.5% per annum
- Minimum fee: 0.5% per annum

## Fees, Expenses and Total Expense Ratio (TER)

The Fund bears operating costs, including the costs of maintaining its stock exchange listing, Bermuda government fees, legal and auditing fees, reporting expenses, the cost of preparing its Prospectus and communication costs. Finally, the Fund incurs costs when buying or selling underlying investments.

Where an investor subscribes or redeems an amount representing 5% or more of the net asset value of the Fund, the Manager may cause the Fund to levy a fee of 0.40% of the net asset value of the Fund’s shares being acquired or redeemed.

The annual management fees charged are included in the TER. The TER is a measure of the actual expenses incurred by the Fund over a 12 month period, excluding trading costs. Since Fund returns are quoted after deduction of these expenses, the TER should not be deducted from the published returns. Expenses may vary, so the current TER is not a reliable indicator of future TERs.

## Changes in the Fund’s Top 10 Holdings

30 November 2016	%	28 February 2017	%
Charter Communications	5.3	Charter Communications	5.5
QUALCOMM	5.0	XPO Logistics	4.3
XPO Logistics	4.1	Vale	3.1
Apache	3.9	Sberbank of Russia	2.9
Sberbank of Russia	3.6	Apache	2.8
Motorola Solutions	3.0	Berkshire Hathaway	2.5
Berkshire Hathaway	2.7	AbbVie	2.4
NetEase	2.4	Amazon.com	2.4
JD.com	2.1	JD.com	2.3
Anthem	2.0	Anthem	2.3
<b>Total</b>	<b>34.1</b>	<b>Total</b>	<b>30.5</b>

**Past performance is not a reliable indicator of future results. Orbis Fund share prices fluctuate and are not guaranteed. Returns may decrease or increase as a result of currency fluctuations. When making an investment in the Funds, an investor’s capital is at risk.**



# Orbis Global Equity Fund

## Additional Information

South African residents should contact Allan Gray Unit Trust Management (RF) Proprietary Limited at 0860 000 654 (toll free from within South Africa) or offshore\_direct@allangray.co.za to receive, free of charge, additional information about a proposed investment (including Prospectus, application forms, annual reports and a schedule of fees, charges and maximum commissions). The Manager can be contacted at +1 441 296 3000 or clientservice@orbis.com. The Fund's Custodian is Citibank N.A., New York Offices, 388 Greenwich Street, New York, New York 10013, U.S.A. All information provided herein is subject to the more detailed information provided in the Fund's Prospectus.

## Share Price and Transaction Cut Off Times

Share prices are calculated on a net asset value basis, normally as of 5:30 pm (Bermuda time) (i) each Thursday (or, if a Thursday is not a business day, the preceding business day), (ii) on the last calendar day of each month (or, if that is not a weekday, the preceding weekday) and/or (iii) any other days in addition to (or substitution for) any of the days described in (i) or (ii), as determined by the Manager without notice.

Subscriptions are only valid if made on the basis of the Fund's current Prospectus. To be processed on a given dealing day: subscription requests into an Orbis Fund that is not an Orbis SICAV Fund must be submitted by 5:00 pm on that dealing day; subscription requests into an Orbis Fund that is an Orbis SICAV Fund must be submitted by 5:30 pm; redemption requests from an Orbis Fund that is not an Orbis SICAV Fund must be submitted by 12 noon; redemption requests from an Orbis Fund that is an Orbis SICAV Fund must be submitted by 5:30 pm; requests to switch from an Orbis Fund that is not an Orbis SICAV Fund to a different Orbis Fund that is also not an Orbis SICAV Fund must be submitted by 12 noon; requests to switch from an Orbis SICAV Fund into a different Orbis Fund that is not an Orbis SICAV Fund must be submitted by 5:00 pm; requests to switch from an Orbis Fund that is not an Orbis SICAV Fund to a different Orbis Fund that is an Orbis SICAV Fund must be submitted by 12 noon; and requests to switch from an Orbis Fund that is an Orbis SICAV Fund to a different Orbis Fund that is also an Orbis SICAV Fund must be submitted by 5:30 pm. All times given are Bermuda time, and all requests must be properly completed and accompanied by any required funds and/or information.

Share prices, updated weekly, are available

- from the Allan Gray Unit Trust Management (RF) Proprietary Limited's website at [www.allangray.co.za](http://www.allangray.co.za),
- from the Orbis website at [www.orbis.com](http://www.orbis.com),
- by e-mail, by registering with Orbis for this service at the Orbis website at [www.orbis.com](http://www.orbis.com), and
- from Bloomberg.

## Legal Notices

Returns are net of fees, include income and assume reinvestment of dividends. Figures quoted are for the periods indicated for a \$10,000 investment (lump sum, for illustrative purposes only). Annualised returns show the average amount earned on an investment in the Fund/share class each year over the given time period. This Report does not constitute advice nor a recommendation to buy, sell or hold, nor an offer to sell or a solicitation to buy interests or shares in the Orbis Funds or other securities in the companies mentioned in it.

Collective Investment Schemes (CIS) are generally medium to long-term investments. The value of an investment in the Fund may go down as well as up, and past performance is not a reliable indicator of future results. The Manager provides no guarantee with respect to capital or the Fund's returns. CIS are traded at ruling prices and can engage in borrowing and scrip lending. Commission and incentives may be paid by investors to third parties and, if so, would be included in the overall costs. Individual investors' performance may differ as a result of investment date, reinvestment date and dividend withholding tax, as well as a levy that may apply in the case of transactions representing more than 5% of the Fund's net asset value. The Fund may be closed to new investments at any time in order to be managed in accordance with its mandate. The Fund invests in foreign securities. Depending on their markets, trading in those securities may carry risks relating to, among others, macroeconomic and political circumstances, constraints on liquidity or the repatriation of funds, foreign exchange rate fluctuations, taxation and trade settlement.

The discussion topics for the commentaries were selected, and the commentaries were finalised and approved, by Orbis Investment Management Limited, the Fund's Manager. Information in this Report is based on sources believed to be accurate and reliable and provided "as is" and in good faith. The Orbis Group does not make any representation or warranty as to accuracy, reliability, timeliness or completeness of the information in this Report. The Orbis Group disclaims all liability (whether arising in contract, tort, negligence or otherwise) for any error, omission, loss or damage (whether direct, indirect, consequential or otherwise) in connection with the information in this Report.

Orbis Investment Management Limited, the Fund's Manager, is licensed to conduct investment business by the Bermuda Monetary Authority.

## Fund Information

The country and currency classification for equity securities follows that of third party benchmark providers for comparability purposes. Based on a number of factors, including the location of the underlying business, Orbis may consider a security's classification to be different and manage the Fund's exposures accordingly.

## Fund Minimum

Minimum investment amounts in the Fund are specified in the Fund's Prospectus, provided that a new investor in the Orbis Funds must open an investment account with Orbis, which may be subject to minimum investment restrictions, country restrictions and/or other terms and conditions. For more information on opening an Orbis investment account, please visit [www.orbis.com](http://www.orbis.com).

Clients investing via Allan Gray, which includes the Allan Gray Investment Platform, an Allan Gray investment pool or otherwise through Allan Gray Nominees, remain subject to the investment minimums specified by the applicable terms and conditions.

## Sources

FTSE World Index: FTSE International Limited ("FTSE") © FTSE 2017. FTSE is a trademark of the London Stock Exchange Group companies and is used by FTSE under licence. All rights in the FTSE indices vest in FTSE and/or its licensors. Neither FTSE nor its licensors accept any liability for any errors or omissions in the FTSE indices or underlying data. No further distribution of FTSE data is permitted without FTSE's express written consent.

Average Fund data source and peer group ranking data source: © 2017 Morningstar. All Rights Reserved. Such information (1) is proprietary to Morningstar and/or its content providers; (2) may not be copied or distributed; and (3) is not warranted to be accurate, complete or timely. Neither Morningstar nor its content providers are responsible for any damages or losses arising from any use of this information. The latest average fund indices provided by Morningstar are for 16 February 2017. To allow comparison of returns to a common date we have extended the average equity and multi-asset class fund indices to reflect the subsequent movement of the applicable benchmark indices. Average fund returns are not shown for periods of a month or less as high price volatility and late fund reporting regularly cause them to be significantly restated by Morningstar.